

Phonics Screening Test

- During the summer term your child will take part in the Phonics Screening Test. This is an external test sent to us by the Local Authority. It is kept under lock and key until it is administered and cannot be opened until the allocated week for the Phonics Screening Test.
- The test consists of 40 words that can be read using phonic knowledge. Your child does not need to know the meaning of the words they just have to be able to read them!
- There will be a mixture of real words and alien words.
- Real words are words that exist in our English language. Alien words are words that don't exist but can be spoken using phonic knowledge.
- The screening will be administered by the class teacher in a quiet, familiar environment to the child.

Practice sheet: Real words

in

at

beg

sum

Practice sheet: Pseudo words

ot



vap



osk



ect



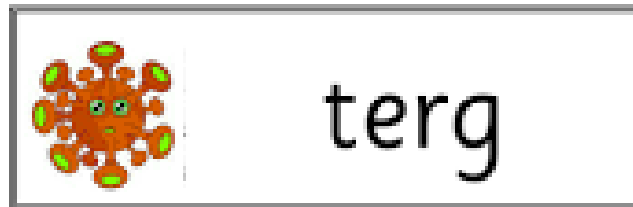
Between now and the summer term your child will be learning and recapping the sounds needed for the Phonics Screening Test through Read, Write Inc. and other specific phonics sessions.

They will also be taught strategies to help them read the words, such as dots and dashes, special friends etc.

To pass the screening test your child will need to obtain a score of approximately 32/40 or more. (This can change from year to year.)

Learning the sounds thoroughly so that your child is confident is the first step to success but recognising those sounds within a word is the only way to obtain a mark.


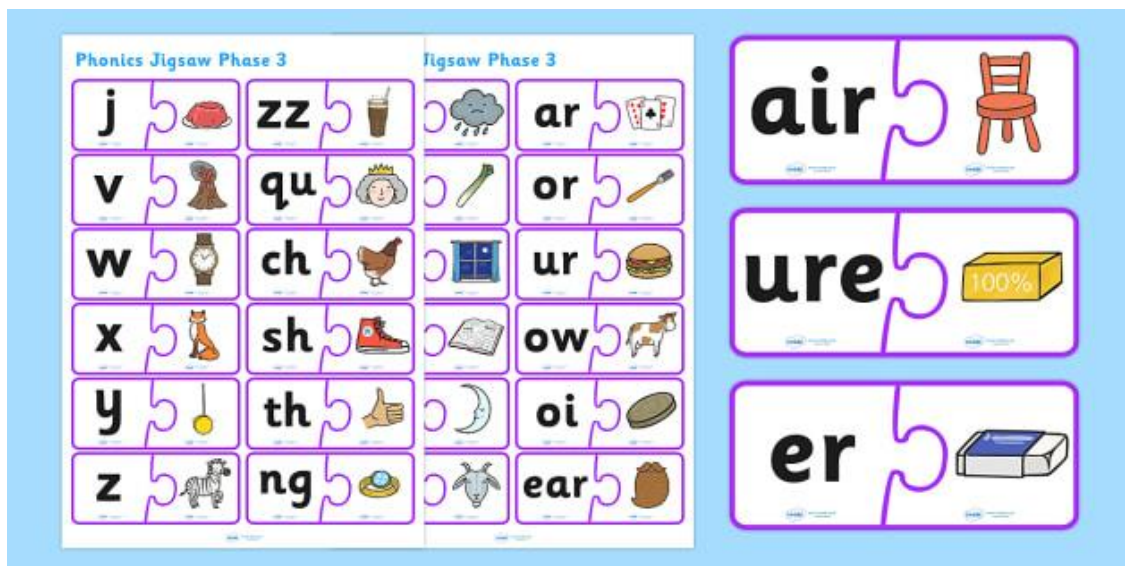
For example your child may know the 'ou' sound in 'jound' but needs to sound out the whole word and say it to get the mark.



Phonics Screening – How to help

- Listen to your child read as much as possible.
- Go through the sounds they will be given in their book bags every day.
- Encourage your child to have a go at tricky words by sounding out each letter or digraph.
- Always encourage your child to read the word after they have broken it down.
- Use pure sounds. (There will be a video to help you with this!)
- Lots of praise!

There are lots of phonics games on Twinkl. These can be much more fun to play. Look for the games that say Phase 2 or 3 phonics as these are the more challenging ones.



Dots and Dashes

Section 1


shin

buzz


harp

third

meck



shig



joil



chort

