



Welcome to Baston CE Primary School

Preparing the way...



Welcome to Baston CE Primary School

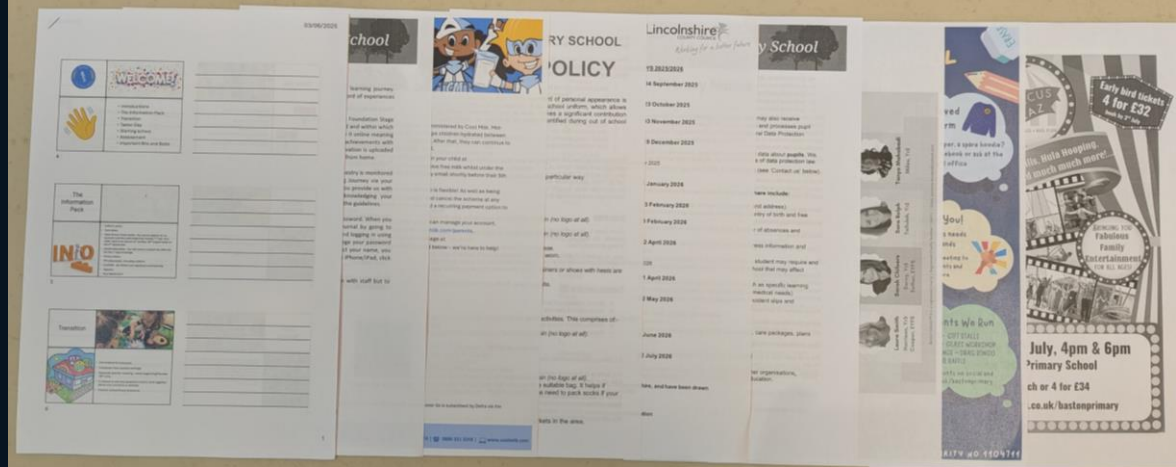
Preparing the way...





- Introductions
- The Information Pack
- Transition
- Taster Day
- Starting school
- Assessment
- Important Bits and Bobs

The Information Pack



- Uniform policy
- Term dates
- Ideal School Meals leaflet. You cannot register for an account until the week beginning Monday 7th July. Your order needs to be placed by Tuesday, 26th August ready for the 4th September.
- Activ8 information. You will need to contact the office for the first 7 days bookings.
- Privacy Notice
- PTA information, including uniform.
- CoolMilk - all children are registered automatically.
- Tapestry
- New Starter form

Transition



- Informative for everyone.
- Handover from nursery settings.
- Optional teacher meeting – week beginning Monday 16th June.
- A chance to ask any questions and to chat together about any concerns or worries.
- Contact school if any concerns.

Taster Day



- Tuesday 1st July or Thursday 3rd July.
- 9:15am – 11:30am
- Look out for your child's date in your information pack.
- Please send your child in play clothes because they may want to get messy!
- Arrive at your allocated time via the main door.
- Say farewell. 😊
- Collect at allocated time via the main door.

Starting School




- Once your child starts school in September, please bring them to the gate between 8:30am and 8:40am and leave them with members of staff on duty.
- Please do not bring your car down the school drive unless you are a blue badge holder and have spoken to the office beforehand.
- Home time is 3:15pm.

Class Routine



- Once inside, the children will be encouraged to put their lunch box and coat away independently.
- Please speak to the staff on the gate before school if there are any urgent matters, which may impact on your child's day, or after school if it is less urgent.
- Please encourage your child to come in to school independently.

Day-to-day



Children in EYFS follow the EYFS Framework which is separated into 7 areas:

- Communication and language
- Physical development
- Personal, social and emotional development
- Literacy
- Mathematics
- Understanding the world
- Expressive arts and design

- ✓ Phonics (Read Write Inc.)
- ✓ Maths
- ✓ Literacy
- ✓ PE
- ✓ Topic
- ✓ Outdoor Learning

Playtimes



- The class is supervised outside at playtimes by members of staff – morning and afternoon.
- All minor injuries are dealt with by the staff on duty and will be reported to parents where necessary.
- There is a tuck shop every Friday run by the P.T.A. If your child wishes to purchase snacks from the tuck shop, please send 20p in a named purse, wallet or envelope.
- We have fruit available in school on a daily basis. Children will be offered this during play times.
- Children who are on the milk register will receive milk during afternoon play.

Lunchtime




- Hot meals for all children in Foundation Stage and KS1 are free.
- You can select your chosen menu online 2 weeks in advance – see information pack.
- Meals are usually eaten in the hall throughout the year.
- All children then go out to play on the playground or field.
- When it is raining, the children are taken back to their classroom to play indoors.

Home time



- The school day finishes at 3.15pm.
- Please come on to the playground via the same green side gate as drop off, to collect your child. Children will be able to leave school once their parent or carer is identified.
- Trim trails are very tempting but not to be used after school for Health and Safety reasons.
- You must let the school know, if someone else is collecting your child.
- If you are late for any reason, we will bring your child back into school and contact you.
- Any children attending Activ8, will be collected by staff before the session starts.

Assessment



TAPESTRY
ONLINE LEARNING
JOURNAL

- All EYFS children go through the baseline assessment.
 - This is nothing to worry about and each small task is treated like a game.
- Children are assessed throughout the year using observations and evidence from their work.
- These will be recorded electronically to create an online Learning Journey ('Tapestry').
- The online Learning Journey is a live, secure document which you can access, and add to, as a parent from home.

Important Bits & Bobs!




- Please name your child's belongings with their own name.
- Teach them to use the toilet independently.
- Encourage them to be responsible (hanging coat up etc.).
- Encourage independent dressing.
- A keyring on the book bag makes it easier to identify.
- PE kits/hats/coats/wellies/water bottles in school at all times.
- Have a routine for dropping off your child, it makes it easier for them and you.
- Medical conditions: please alert the office asap.

Important Bits & Bobs!



- Please keep your own toys at home.
- If you have worries or concerns, please come and speak to me! 😊
- The register is taken in the morning and afternoon.
- If you know in advance that your child is going to be absent from school (e.g. hospital appointment), please complete an absence request form available from the school office.
- Telephone the school office by 9.15am on the day if your child is unable to attend and leave a reason for absence on the answer phone if necessary.
- Please ensure emergency contact numbers are kept up to date.



Any questions?

Preparing the way...

